

APS AKHNOOR


MATHS WORKSHEET GRADE 1

1 CONCEPT OF LEFT & RIGHT



Left vs. Right

Circle the direction the animal is facing.



Position: top and bottom

What is at the bottom ?



What is at the top ?




What is at the top ?




What is at the bottom ?




Circle the big share.




Circle the big shape.




Circle the small shape.




Circle the small shape.



Circle the small shape.



Circle the big shape.



APS AKHNOOR

GRADE 1 (MATHS)

**FILL THE NUMBERS TO COMPLETE
THE COUNTING:**



a) 41, 42, 43, 44__ 46__ 48__ 50

b) 11__, __14, 15, 16, 17__, __, 20

c) 71, 72, __, __, __, __, 77, 78, 79, __

d) 21, 22, __, __, __, __, 28, 29, 30

e) 81, 82, 83, __, __, __, 87, 88, 89, 90

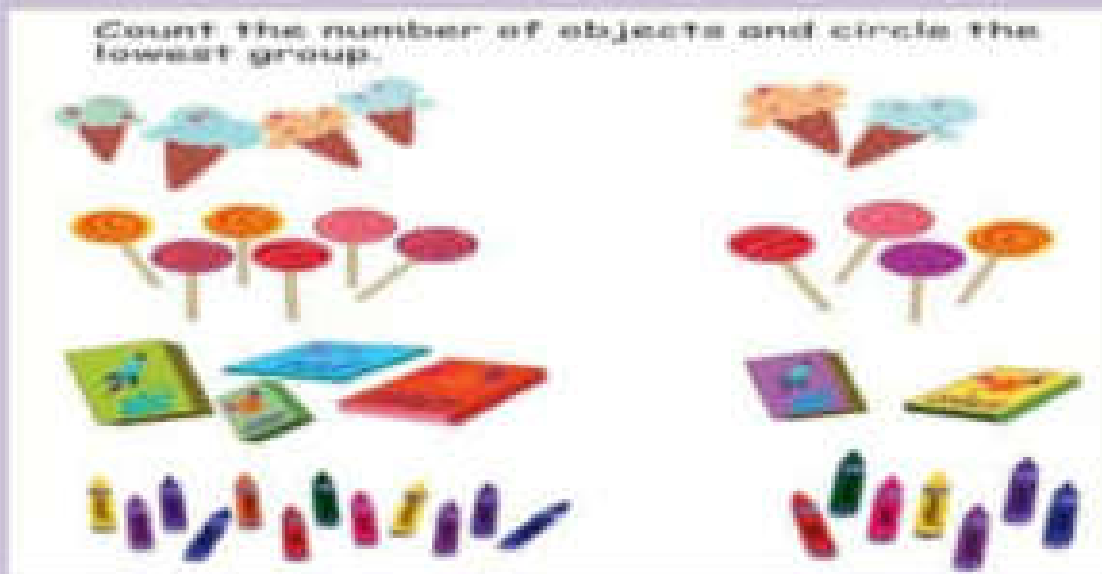
f) 31, 32, __, __, __, __, __, __, 40



APS AKHNOOR

WORKSHEET – GRADE 1 (MATHS)

Circle the group which have less (lowest) number of objects:



Tick the option which have more number of objects

1. A packet of 10 chocolates .
2. 11 clothes in a bag.
3. 15 books in a cupboard.
4. 5 fruits in a basket.



APS AKHNOOR

WORKSHEET – GRADE 1 (MATHS)



What comes before

_____13

_____7

_____10

_____19



What comes after

10_____

16_____

2_____

15_____


What comes in between

11_____13

9_____11

7_____9

1____3



Maths Worksheet

Class : I



Complete the numbers from 101 to 200 in the given boxes.

101							108		
				115					120
			124						
131							138		
		143				147			
	152								160
				168					
		173					178		
184						191			
			194						200



Tick the correct spelling :

a) 20

1) twenty



2) twente



APS AKHNOOR
GRADE – I (MATHS)
WORKSHEET

I. Arrange the following numbers in ascending order.

(a) 22, 36, 12, 40

(b) 11, 9, 31, 50

(c) 6, 16, 35, 4

II. Arrange the following numbers in descending order.

(a) 40, 14, 49, 30

(b) 33, 3, 6, 11

(c) 44, 50, 39, 12



APS Akhnoor

WORKSHEET- GRADE 1 (MATHS)

Q.1 Tick (✓) the big and cross (x) the small .



Q.2 Tick (✓) the less and cross (x) the more .



Q.3 Tick (✓) for the inside and cross (x) for the outside .



Q.4 Write the number names for the following:

*10 _____

*7 _____

*15 _____

*11 _____

Q. 5. What comes after 35_____ and 19_____?

Q. 6. What comes before_____11 and_____ 50?

Q. 7. Fill in the blanks with correct sign < ,> or =.

a) 12_____35

b) 16_____16

c) 9_____4

Q. 8 . Arrange the following numbers in ascending order:

16, 7, 24, 31

Q. 9. Arrange the following numbers in descending order:

43, 36, 9, 13

Q. 10. Tick the option which have less number of objects:

A) A basket with 4 fruits.

B) A pouch with 14 chocolates.

आर्मी पब्लिक स्कूल, अखनूर

कक्षा :पहली विषय :हिंदी

तिथि: 6 मई 2020

कार्य पत्रिका

पुनरावृत्ति: स्वर एवं व्यंजन पर
आधारित।

शुवरुओ औड वुडऑनुओ कुओ गनुडरुओ डु सु सु डलुडरु करुडुडु ललुडुडु ।



शुवरु



वुडऑनु



■ तिथि 13 मई 2020

○ कार्य पत्रिका


● पाठ 1. चित्र कथा-नन्हे

खरगोश

● पाठ 2 चित्र कथा-चूहा और

कौवा

• चित्र कथा पर आधारित कार्य
पत्रिका



चूड़ा और कीड़ा



• रिक्त स्थान भरें ।

• 1. नन्हे खरगोश चित्र कथा में
_____ खरगोश है ।

2. खरगोश _____ के पास मदद
मांगने गए ।

3. _____ ने खरगोशों की मदद की

4. कौवे का _____ रंग था ।

5. कौवा _____ उठा कर भागा ।













मई 14 2020

कार्य पत्रिका

पाठ:3 आओ दोहराएं(स्वरएवं व्यंजन पर आधारित)

अभ्यास - 1

सही अक्षर पर गोला लगाओ

 इ ओ ए	 औ इ औ	 ए उ अ	 अ ओ ए
 अ औ इ	 ए आ ई	 अ ओ ऐ	 उ औ इ
 ई उ इ	 अ औ उ	 औ क्क जा	 ई उ उ

अभ्यास - 2

सही अक्षर पर गोला लगाओ



क खि घ



घ य ज



क छ ज



ख क ग



झ घ छ



ट ठ ड



च त क



ट ठ च



ब त ध



ध त क



ठ ठ ह



ख झ य

तिथि 20 मई 2020

पाठ 4 सर्कस चल (अ वर्ण)

●2 वर्ण वाले अमात्रिक शब्द

नल, घर, बस, हलचल, तब,

जग ,कर ,रब ,टब ,कह ,कल

जब ,अब ,रस ,हर आदि ।

●दो वर्णों को जोड़कर एक नया

शब्द बनाए जैसे

● र+थ बना रथ

दो अक्षर वाले शब्द

प्रश्न - वर्णों को जोड़कर शब्द बनाओ -

1. य + श _____

2. उ + ठ _____

3. न + ल _____

4. प + र _____

5. ज + ल _____

6. भ + र _____

7. ट + ब _____

8. क + र _____

9. र + ख _____

10. र + थ _____

तिथि :21 मई 2020

पाठ :4 सर्कस चल

- तीन वर्ण वाले अमात्रिक शब्द
- सड़क मगर नरम रबड़ नगर मटर कलम
छलक लहर महर महक डगर सबक
चरण नगर कलर आदि ।
- वर्णों को जोड़कर नए शब्द बनाए जैसे
- म + ह + ल = महल
- न + र + म =नरम
- म + ट+ र। =मटर

तीन अक्षर वाले शब्द

प्रश्न - वर्णों को जोड़कर शब्द बनाओ -

www

1. म+ह+ल _____

2. भ+र+ण _____

3. न+र+म _____

4. ज+ल+द _____

5. ह+व+न _____

6. ग+ग+न _____

7. क+म+र _____

8. स+ड+क _____

9. ब+ट+न _____

10. ब+त+ख _____

तिथि 21 मई 2020

पाठ :सर्कस चल

चार वर्ण वाले बिना मात्रा के
शब्द

अदरक ,कसरत ,थरमस, गर्दन

बरतन ,मखमल ,मलमल

अचकन,

पतझड़, नटखट ,करवट ,शलगम

उपवन ,बरगद, झटपट, दमकल

प्रश्न - वर्णों को जोड़कर शब्द बनाओ -

www

1. श + ल + ग + म _____

2. क + ट + ह + ल _____

3. अ + च + क + न _____

4. स + र + प + ट _____

5. ध + न + प + त _____

6. ख + ट + म + ल _____

7. ब + च + प + न _____

8. श + ब + न + म _____

ARMY PUBLIC SCHOOL, AKHNOOR

NAME- _____

SUB: ENGLISH

Grade- 1

WORKSHEET-1

SKILL-Writing



ARMY PUBLIC SCHOOL, AKHNOOR

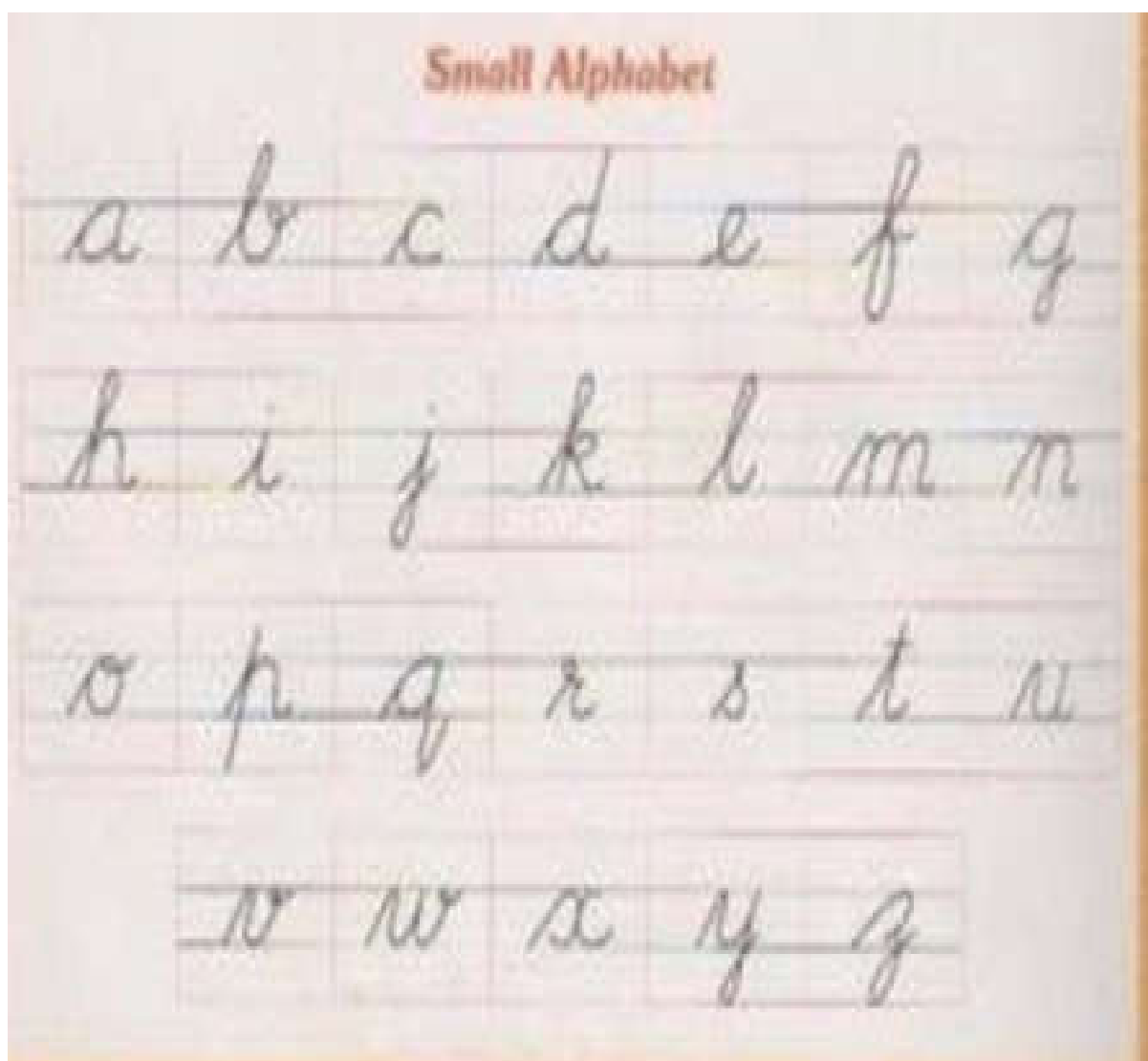
NAME- _____

SUB: ENGLISH

Grade- 1

WORKSHEET-2

SKILL-Writing



Name _____



WORKSHEET -3

ENGLISH GRAMMAR (alphabetical order)

Q.1. Complete the following:

A B C D E _ G _ I J K L _ N _ P Q R S
T _ V W X _ Z

Q.2. Give the numbers below the fruits according to the alphabetical order:



Q.3. Look the picture and name the animal which will come first in the alphabetical order:



Ans.....

Q.4. Circle the object whose name will come



second in alphabetical order:

Q.5. Observe the following picture and answer the questions:



a) *Name the animal which will come on first number in alphabetical order.*

ANS.....

b) *Name the animal which will be placed on last number in alphabetical order.*

ANS.....

ARMY PUBLIC SCHOOL, AKHNOOR











NAME:-----

SUB: ENGLISH

Grade-1

WORKSHEET-4

VOWELS

	h _ n		s _ n
	w _ b		m _ n
	d _ g		s _ t
	b _ t		b _ g
	b _ x		d _ g

EVS GRADE 1

Ch-1 About Myself

1. Write about yourself
 - a. My name is _____.
 - b. I am _____ years old.
 - c. I am a _____. (boy / girl)
 - d. I study in class _____.
 - e. My mother's name is _____.
 - f. My father's name is _____.
 - g. I live in _____.
 - h. MY birthday is on _____.



WORKSHEET

Ch – 2 Parts of My Body

1. Tick the correct option

- a) We have two/ three **legs**.
- b) We **write** with our hands/ legs.
- c) Our **eyes** are on chin/ face.
- d) We **smell** with our nose/ ear.
- e) We **walk** with our legs/ hands.

2. Fill the boxes:-

- a) I have **ten fingers** on my
- b) I have lots of **hair** on my
- c) I can **kick** the ball with my
- d) My helps me to **run** fast.

3. Write down which parts of body are in pairs and which are single:-

I have two

I have one

4. Name the part of body with which you can:

A) **Bite** and chew food: **T**_____.

B) **Think** and **answer**: **B**_____.

C) Breathe **air**: **N**_____.

D) Pump **blood**: **H**_____.




APS AKHNOOR

GRADE 1 (EVS) *chapter 3*

Worksheet

What do you call them:

- a) Your mother _____
- b) Your father _____
- c) Your grand father _____
- d) Your grandmother _____



Fill in the blanks:

- a) Children of your uncle and aunt are called _____
- b) A small family is also called as _____ .
- c) Our last name is our _____ name.
- d) Father's grandmother is called as _____ .

Name them:

a) Your best friend's family name _____

b) Your family name _____

